



# 2026 BUDGET AT A GLANCE



## BUDGET HIGHLIGHTS

The City's budget ensures that our residents are provided with the services and capital assets they expect now and well into the future.

Below are some key highlights proposed in the Draft 2026 Budget:

- Construction on Surerus Park continues with new playground equipment, a pavillion & washrooms, and other upgrades.
- Replacement of the water reservoir on 106 Street will ensure the continued delivery of clean, safe drinking water throughout the community with additional capacity to handle future growth.
- With an expanded road overlay and sidewalk replacement budget, we will continue to repave more roads and replace more sidewalks each year to extend their life and provide a better surfaces.
- In 2026, just over \$45 million will be collected in property taxes and grants in lieu of property taxes. This represents about 63% of the operating revenue.
- Protective services, such as the Fire Department and RCMP, cost \$2.23 per day per resident to ensure your safety 24/7/365.
- Overall, the 2026 Budget is 4% higher than the 2025 Budget.

### DID YOU KNOW?

In 2025, 66% of construction-based capital projects were awarded to local companies. This supported \$18 million in labour income and over 275 jobs.

## MAJOR BUDGET FACTORS

The City of Fort St. John faces challenges due to changing responsibilities, additional expenses, and new or expanded service requirements.

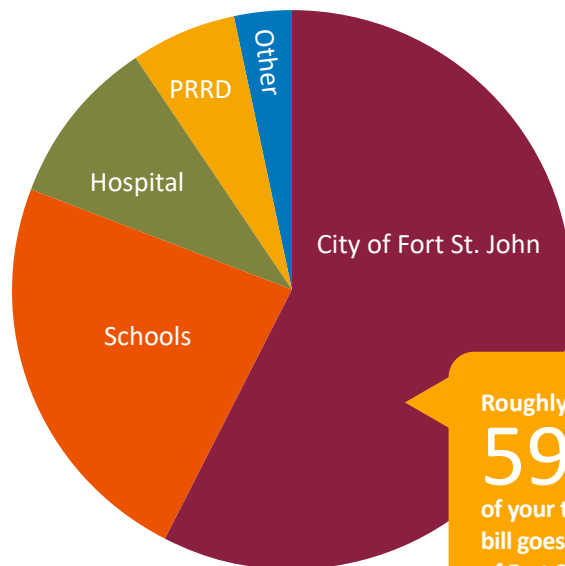
Revenue changes:

Tax revenues and grants in lieu increase	\$4,082,594
Sale of service increase	\$969,500
Government transfers increase	\$980,818
Return on investment decrease	\$65,000

Expense changes:

Salaries, wages & benefits increase	\$86,512
Contracted and general services increase	\$887,170
Materials, goods & supplies increase	\$318,300
Other expenses increase	\$814,415

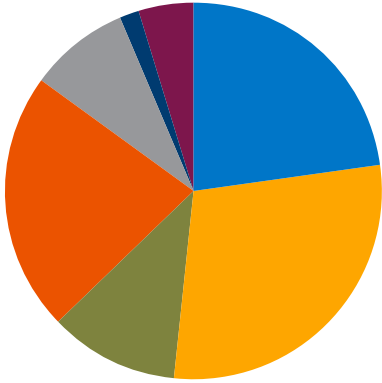
## WHO GETS MY PROPERTY TAXES?



Roughly only  
**59%**  
of your total tax bill goes to the City of Fort St. John.

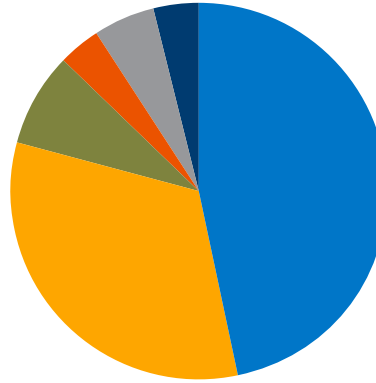
# 2026 BUDGET SUMMARY

## Operating Budget - Revenue sources



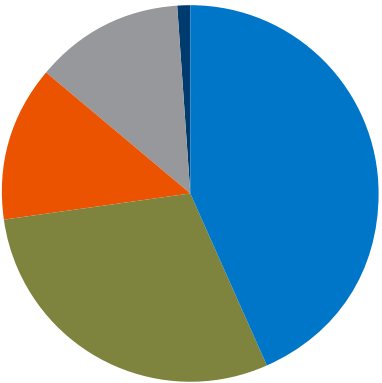
Residential Property Tax class	\$16,440,000	23%
Business Property Tax class	\$20,680,000	29%
Other Property Tax classes & grants in lieu	\$8,015,644	11%
Sale of services	\$15,870,000	22%
Revenue from own sources	\$6,012,790	8%
Services provided to other governments	\$1,276,400	2%
Investments	\$3,295,000	5%

## Operating Budget - Expenses by type



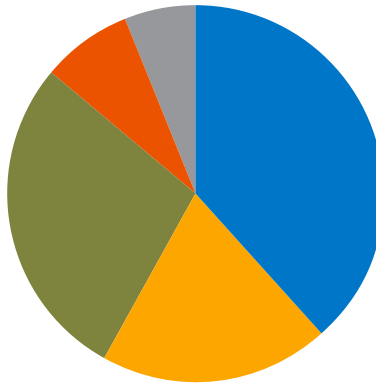
Wages and employee benefits	\$31,103,135	47%
Contracted and general services	\$21,542,195	33%
Materials, goods and supplies	\$5,204,050	8%
Utilities	\$2,394,550	4%
Other expenses	\$3,548,615	5%
Bank charges and interest	\$2,490,024	4%

## Capital Budget - Funding sources



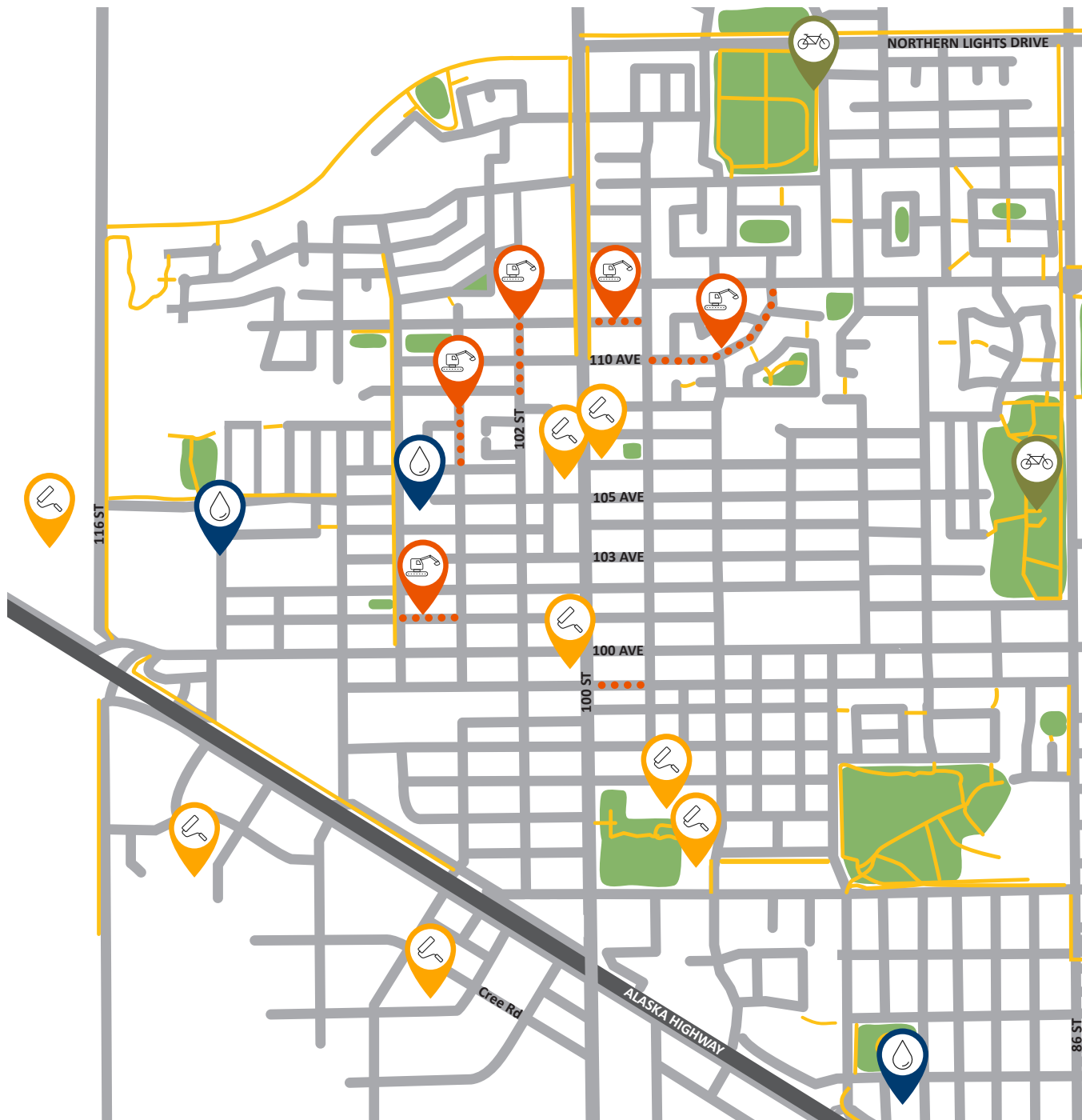
Peace River Agreement	\$25,233,500	44%
Federal & Provincial Grants	\$0	0%
Capital Reserves & Carryovers	\$16,966,500	29%
Sewer Reserve	\$7,715,000	13%
Water Reserve	\$7,375,000	13%
Canada Community-Building Fund	\$585,000	1%

## Capital Budget - Investment by component



Roads and Related Infrastructure	\$22,300,000	39%
Facilities, Buildings, and Parks	\$11,365,500	20%
Water and Sewer	\$16,325,000	28%
Equipment, Vehicles, and Machinery	\$4,432,500	8%
Studies, Plans, and Special Projects	\$3,452,000	6%

# 2026 CAPITAL PROJECTS



## PARKS & TRAILS

Surerus Park Pavilion, Playground, and Upgrades  
Kin Park Dirt Jump Track Replacement

## ROADS

Peace River Road (112 Avenue - 98 Street)  
101 Avenue (104 - 106 streets)  
102 Street - Phase 2 (109 - 113 avenues)  
99 Avenue (98 - 100 streets)  
LAS 111 Avenue (98 - 100 streets)  
104 Street (109 - 111 avenues)  
Road Overlay & Sidewalk Repair Programs

## WATER & SEWER

106 St Water Reservoir Replacement  
79 Street Water Reservoir Liner Replacement  
Reclaimed Water Facility Upgrades  
Sewer outfall improvements  
Sewer main installation near Mathews Park  
Sewer main replacement on 112 St near 102 Ave  
Watermain looping & hydrant

## BUILDINGS

Demolition of IT Building  
Proposed New Aquatics Facility Planning  
Pomeroy Sport Centre Oval Mats Replacement  
Pomeroy Sport Centre Lighting Upgrades  
Pomeroy Sport Centre Bleacher Upgrades  
Public Works Alternate Power Unit  
North Peace Cultural Centre Library Lighting  
Maintenance Building Alternate Power Unit  
North Peace Arena Air Handling Unit Replacement  
Development Services Building Retrofits



STAY UP TO DATE WITH CAPITAL  
PROJECTS ONLINE AT [FORTSTJOHN.CA](http://FORTSTJOHN.CA)



# Who does what?

## MUNICIPAL GOVERNMENT

### CITY OF FORT ST. JOHN

- Water Supply & Waste Water Management
- Solid Waste Collection
- Road Maintenance & Transit
- Recreation Centres
- Fire Department
- City Hall
- Municipal Property Taxes
- Parks & Playgrounds
- Bylaw & Business Licensing
- Municipal RCMP
- Community Planning & Development
- Cemeteries

## REGIONAL DISTRICT

### PEACE RIVER (PRRD)

- Solid Waste
- Regional Parks & Recreation
- Invasive Plants
- Regional Hospital
- Regional Property Taxes
- Rural Area Planning & Development

## PROVINCIAL GOVERNMENT

### BRITISH COLUMBIA

- Schools
- Health
- Social Services
- Support for Employees & Employers
- Justice
- Post Secondary
- Highways
- Provincial Income Tax
- Provincial Property Tax

## FEDERAL GOVERNMENT

### CANADA

- Income Tax
- Employment Insurance
- Child Benefit
- Student Loans
- Military
- International Travel
- Foreign Affairs
- Banking
- Criminal Law

## DID YOU KNOW?

In 2026, it costs about \$7.20 per resident per day to fund the local services you use daily.



FOR PERSPECTIVE, THAT IS LESS THAN THE AVERAGE COST OF A FAST FOOD MEAL