

# 2023 Draft Budget at a Glance



## Budget Highlights

The City's budget ensures that our residents are provided with the services and capital assets they expect now and well into the future.

Below are some key highlights proposed in the Draft 2023 Budget:

- Non-tax revenues, such as user and rental fees, have nearly returned to pre-pandemic levels.
- Construction on the RCMP Detachment and 100 Street Revitalization continue. The road overlay program budget has been increased to be able to repair more roads. These capital projects are funded through the Peace River Agreement and are the result of extensive community engagement.
- In 2023, we will utilize a small portion of Peace River Agreement funds in the operating budget to recognize the operational effects of newly added capital investments.
- Thorough review identified several operational items that had previously been capitalized. For 2023, these will continue to be funded by the Peace River Agreement, but accounted for in the operational budget.
- Inflationary pressures have increased materials, goods and supplies.

## Major Budget Factors

The City of Fort St. John faces challenges due to changing responsibilities, additional expenses, and new or expanded service requirements. Below are a listing of major factors affecting the 2023 Operating Budget.

### Pressures:

RCMP contract increases	\$798,000
Increases to salaries, wages and benefits	\$3,145,000
Non-capital items moved to operations	<u>\$1,727,000</u>
<b>Total</b>	<b>\$5,670,000</b>

### Solutions:

Peace River Agreement to fund non-capital items	\$1,727,000
Transfer from Contingency Reserve	\$791,000
Property assessment value increase	\$875,000
Utilize Peace River Agreement funds	<u>\$1,295,000</u>
<b>Total</b>	<b>\$4,688,000</b>

<b>Proposed Property Tax Revenue Increase</b>	<b>\$982,000</b>
---	------------------

## Property Tax Bill Effects

### Residential

2023 Average Property Value	\$343,111
2022 Average Property Tax Bill*	\$1,679
2023 Proposed Average Property Tax Bill*	<u>\$1,833</u>
<b>Average increase of \$154</b>	



### Commercial

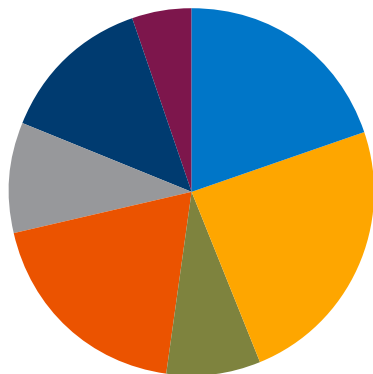
2023 Average Property Value	\$920,549
2022 Average Property Tax Bill*	\$12,815
2023 Proposed Average Property Tax Bill*	<u>\$13,838</u>
<b>Average increase of \$1,024</b>	



\*This is the City portion of your bill only. Property tax bills also include taxes collected on behalf of several other agencies, and the City does not have control over the taxes set by those agencies.

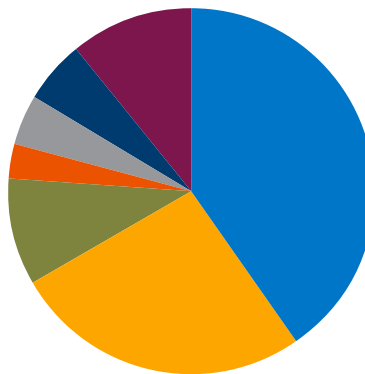
## Budget Summary

### Operating Budget - Revenue sources



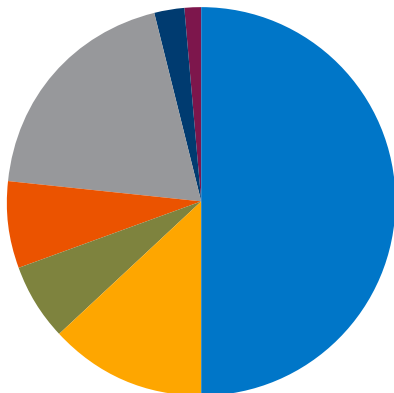
Residential Property Tax class	\$14,527,720	20.0%
Business Property Tax class	\$17,491,786	24.0%
Other Property Tax classes	\$6,022,588	8.3%
Sale of services	\$13,987,650	19.2%
Transfers	\$7,190,751	9.9%
Revenue from own sources	\$9,796,739	13.4%
Other revenue	\$ 3,799,656	5.2%

### Operating Budget - Expenses by type



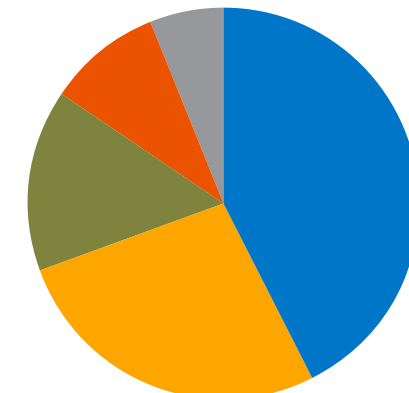
Wages and employee benefits	\$29,365,042	40.3%
Contracted and general services	\$19,226,870	26.4%
Materials, goods and supplies	\$6,883,865	9.5%
Utilities	\$2,325,275	3.2%
Other expenses	\$3,195,850	4.3%
Bank charges and debt principal	\$3,972,382	5.5%
Operating reserves	\$7,847,606	10.8%

### Capital Budget - Funding sources



Peace River Agreement	\$26,164,745	50.1%
Conditional & Local Grants	\$6,820,320	13.1%
Sewer Reserve	\$3,295,000	6.3%
Water Reserve	\$3,790,000	7.3%
Capital Reserves	\$10,205,792	19.5%
Canada Community-Building Fund	\$1,300,000	2.5%
Development Cost Charges	\$661,000	1.3%

### Capital Budget - Investment by component



Roads and Related Infrastructure	\$22,220,000	42.5%
Facilities, Buildings, and Parks	\$14,183,280	27.2%
Water and Sewer	\$7,820,000	15.0%
Equipment, Vehicles, and Machinery	\$4,921,800	9.4%
Studies, Plans, and Special Projects	\$3,091,777	5.9%



Stay up to date with Capital  
Projects online at [fortstjohn.ca](https://fortstjohn.ca)